

Activity Instructions - Unit 5 Lesson 3

In this lesson, students saw that people from long ago made things that can give us clues about how they lived and what was important to them. In this activity, students can build a time capsule so that in the future they can look back and remember what life was like for them today.

Supplies:


- Printed activity pages 3-5
- 2 identical empty, cleaned and dried plastic bottles (591mL size)
- Sharp scissors or knife (for adult use)
- Packaging tape
- Markers, pens, and stickers
- Any other items you want to put inside the capsule such as photos, small toys or crafts, newspaper clippings, etc.

Directions:

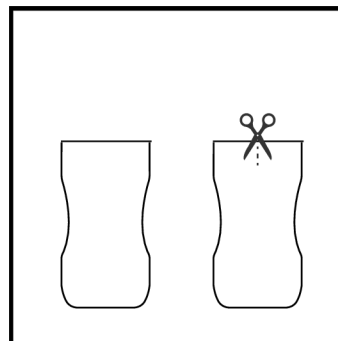
Adult:

1. Print the activity pages. Cut out the label on page 5 and fill in the student's name and today's date.
2. Cut the plastic bottles in half around the flattest part of the bottle. Discard the mouth ends and keep both bottoms.
3. On the cut end of one of the bottle bottoms, cut a small (1") slit.

2.



3.



**KNOWABLE
WORLD**

Level 1: History Detectives



Activity Instructions - Unit 5 Lesson 3

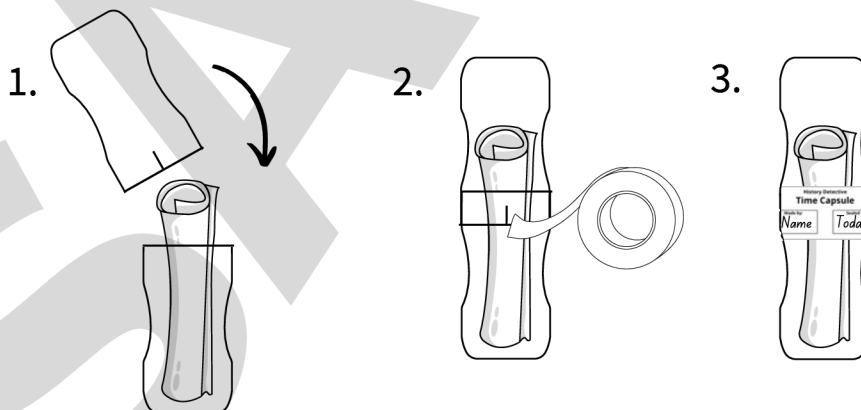
Student:

1. Complete pages 3 and 4.
2. Gather any other items you want to put into the time capsule. Some ideas:
 - Photos of you, your family, your pets, or your home
 - A small toy or craft item you have made
 - Other drawings
 - A clipping or printout of a recent news story
3. Fold or roll the items and fit them inside one of the bottle bottoms.

Assemble the time capsule:

1. Squeeze the bottle bottom with the slit slightly so that it fits inside of the other half (see diagram).
2. Seal the capsule with packaging tape.
3. Cover the seam with the label from page 5 and seal with more packaging tape.

Now decide where to hide your time capsule! You could hide it away in a basement, garage or closet. You could bury it in the back yard. You could give it to a friend or family member to keep for you until it's time to open it up. Try to wait at least five years before opening!



Time Capsule

My name is _____

I am _____

years old.

Here are some things I did today:


My favorite book is: _____

My favorite game is: _____

My favorite place to go is: _____

Time Capsule

Draw a picture of something that is important to you.



**KNOWABLE
WORLD**

Level 1: History Detectives



History Detective
Time Capsule

Sealed on:

Made by:



**KNOWABLE
WORLD**

Level 1: History Detectives

